

PIMCO Flexible Credit Income Fund (PFALX)

FUND DESCRIPTION

PFALX seeks to provide attractive risk-adjusted returns and current income. The Fund takes a flexible approach to investing across a broad opportunity set of credit sectors, including consumer, corporate and mortgages. PFALX can provide access to less liquid and potentially higher yielding opportunities given the interval fund structure.

FUND OVERVIEW

Opportunistic multi-sector approach to credit

Diversified multi-sector strategy seeking relative value across public and private credit markets

Seeks consistent cash flow generation with compelling income distributions and risk adjusted return potential

Quarterly liquidity up to 5% of Fund NAV

Interval fund structure with monthly income distributions, limited quarterly liquidity, and an expanded investment universe



Residential



Commercial

8.97%

Distribution Rate¹

12.45%

Yield-to-worst



Corporate



Specialty Finance

\$2,857

Fund AUM (mm)

PERFORMANCE SUMMARY

Returns as of 31 March 2024	1m	3m	YTD	1yr	3yr	5yr	S.I.*
PFALX, net (NAV)*	1.05%	4.46%	4.46%	12.31%	1.12%	3.07%	4.26%
PFALX, net (MOP)*	-0.94%	2.36%	2.36%	10.08%	0.44%	2.66%	3.97%

Performance quoted represents past performance, which is not a guarantee or a reliable indicator of future results. Investment return and principal value of an investment will fluctuate. Shares may be worth more or less than original cost when redeemed. Current performance may be lower or higher than performance shown. For performance current to the most recent month-end, visit www.pimco.com or call (888) 87-PIMCO.

*Fund inception: February 22, 2017. Class A-2 common shares launched on 28 October 2019, which is later than the inception date of the fund. For all periods prior to the launch of the Class A-2 shares, performance information shown is that of the Fund's Institutional Class shares, adjusted to reflect the distribution and/or servicing fees and other expenses paid by the Class A-2 shares. The maximum offering price (MOP) returns take into account a 2.00% maximum initial sales charge.

¹PFALX distributions for A-2 Class shares, as of 31 March 2024. Distributions are declared daily and paid monthly and the distribution rate is calculated by annualizing the most recent distribution per share (with such annualizing based on dividing the number of calendar days during the year by the number of calendar days over which the most recent distribution accumulated) and dividing it by the NAV as of the reported date. Distribution rate information is current as of the latest month end. The distribution rate is not estimated to include, and is not estimated to result in, a return of capital ("ROC"). Because a distribution may at times include a ROC, the distribution rate should not be confused with yield or performance. Please see the disclosures for additional information regarding distributions and the distribution rate.

Historical performance may have been positively impacted by fee waivers or expense limitations in place during some or all of the periods shown, if applicable. Future performance (including total return or yield) and distributions may be negatively impacted by the expiration or reduction of any such fee waivers or expense limitations.

All data is as of 3/31/24 and source is PIMCO unless otherwise indicated. Yield to Worst (YTW) is the estimated lowest potential yield that can be received on a bond without the issuer actually defaulting. The measure is not necessarily indicative of the portfolio's worst possible performance.

PERFORMANCE ATTRIBUTION

Sector	MTD	YTD
Residential Mortgage	++	+++
U.S. Residential Mortgage	+	++
Non-U.S. Residential Mortgage	+	+
Commercial Real Estate	+	+++
CMBS / Other	+	+++
Loans	0	0
Corporate	++	+++
Leveraged Credit/Special Situations	++	+++
Bank Capital	0	+
Specialty Finance	+	+
Other	-	---
Emerging Markets	0	+
Financing Cost	-	---
Other	-	-
Total	+++	+++

PORTFOLIO HIGHLIGHTS

Residential

Focus on legacy residential mortgage credit with strong borrower profiles

Commercial

Select opportunities in CMBS (e.g., floating rate hotel CMBS) that are trading at dislocated prices despite strong fundamentals

Corporate

Focus on relative value in idiosyncratic and more complex opportunities, with limits on downside risk while maintaining strong upside potential

Specialty Finance

Consumer-related risk with short-term weighted average lives and low payment-to-income ratios


Performance quoted represents past performance, which is not a guarantee or a reliable indicator of future results. Investment return and principal value of an investment will fluctuate. Shares may be worth more or less than original cost when redeemed. Current performance may be lower or higher than performance shown. For performance current to the most recent month-end, visit www.pimco.com or call (888) 87-PIMCO.

"+++/--" denotes magnitude of impact greater than 100bps, "++/-" denotes magnitude of impact greater than 50bps, "+/-" denotes magnitude of impact greater than 5bps and below 50bps, "0" denotes magnitude of impact of 0 – 5bps.

Portfolio structure is subject to change without notice and may not be representative of current or future allocations.

The attribution analysis is calculated by PIMCO and is intended to provide an estimate as to which elements of a strategy contributed (positively or negatively) to a portfolio's performance. Attribution analysis is not a precise measure and should not be relied upon for investment decisions. Portfolio structure is subject to change without notice and may not be representative of current or future allocations.

All data is as of 3/31/24 and source is PIMCO unless otherwise indicated.

A company of **Allianz** 

FUND PROFILE

Fund AUM	\$2,857 million	Total Effective Leverage	40.86%
Inception Date	22 February 2017	Preferred Shares	0.00%
Distribution Rate	8.97% ⁹	Reverse Repurchase Agreements	40.11%
Duration	3.39 years	Floating Notes Issued	0.00%
Gross Expense Ratio	5.86%	Credit Default Swaps	0.75%
Adjusted Expense Ratio	2.72%	The Adjusted Expense Ratio excludes certain investment expenses, such as interest expense from borrowings and repurchase agreements and dividend expense from investments on short sales, incurred directly by the Fund or indirectly through the Fund's investments in underlying PIMCO Funds (if applicable), none of which are paid to PIMCO.	

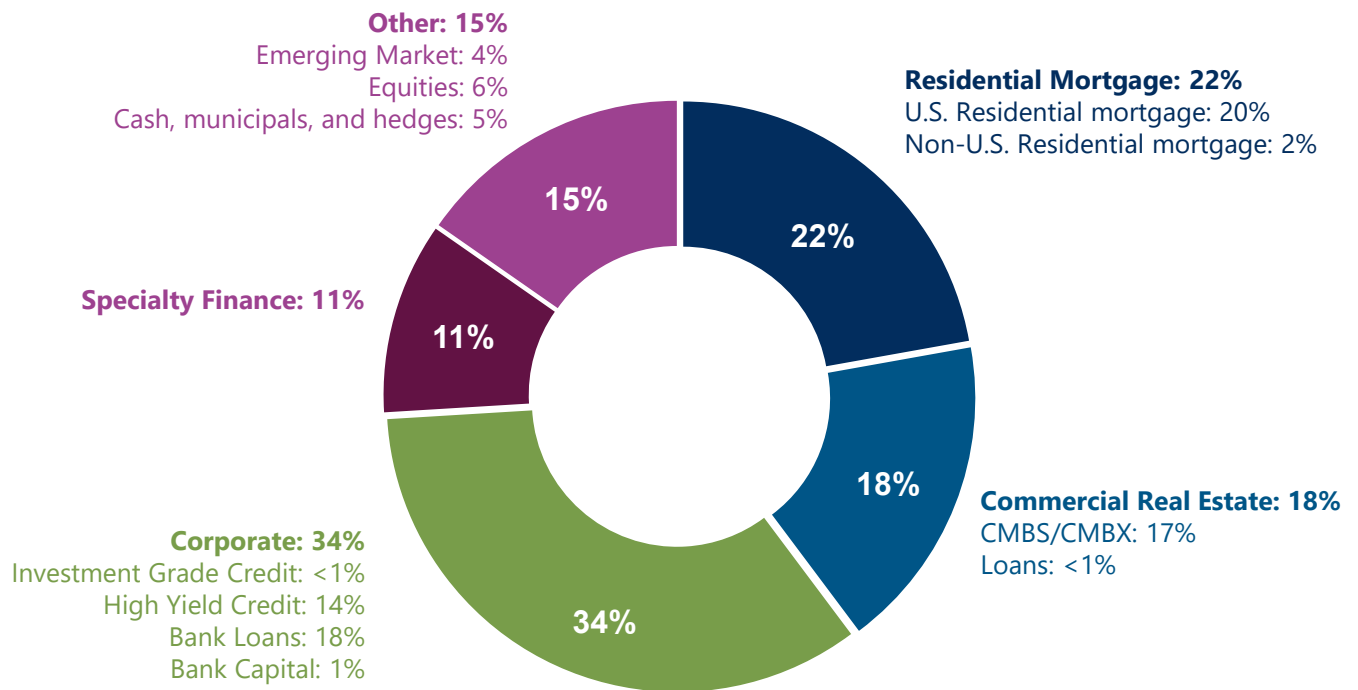
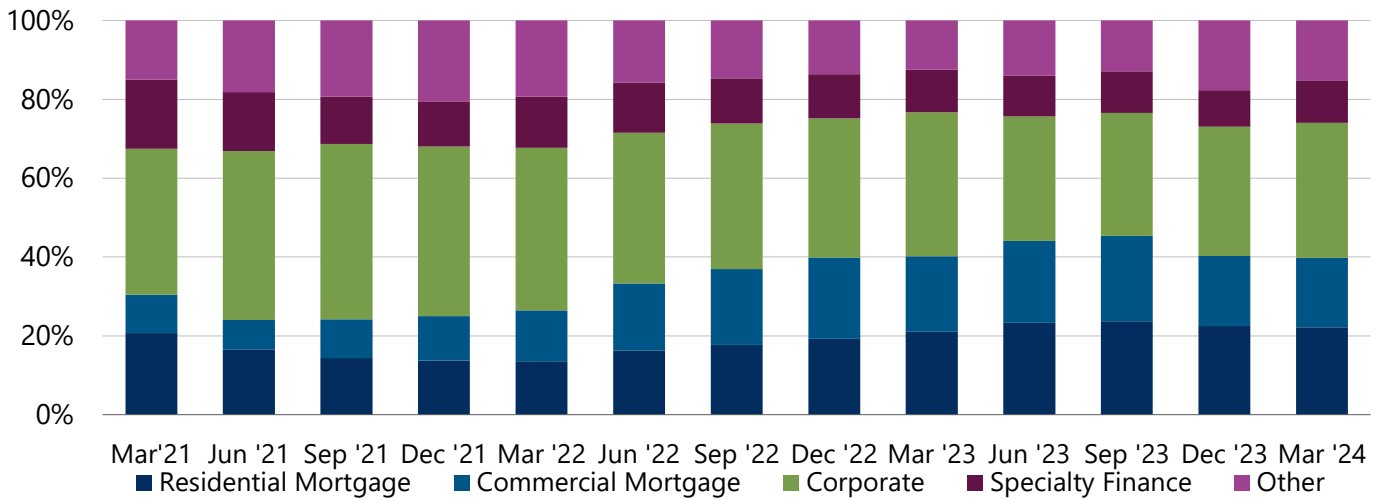
PORTFOLIO CONCENTRATIONS

Credit Vertical	Total	Private [^]	Public	
Residential Mortgage	22%	2%	20%	[^] For purposes of this table, portfolio holdings in this Fund have been categorized, in PIMCO's discretion, as either "Private" or "Public" based on various factors including, among others, the investment's structure, method of origination and offering, trading frequency and history, and liquidity profile, and not strictly based on whether a holding is registered or publicly offered/traded for securities law purposes. These categorizations are made post-trade and do not factor into security selection or other portfolio management decisions made for the Fund.
Commercial Real Estate	18%	<1%	17%	
Corporate	34%	14%	20%	
Specialty Finance	11%	7%	4%	
Other	15%	6%	9%	
Total	100%	29%	71%	

⁹PFALX distributions for A-2 Class shares, as of 31 March 2024. Distributions are declared daily and paid monthly and the distribution rate is calculated by annualizing the most recent distribution per share (with such annualizing based on dividing the number of calendar days during the year by the number of calendar days over which the most recent distribution accumulated) and dividing it by the NAV as of the reported date. Distribution rate information is current as of the latest month end. The distribution rate is not estimated to include, and is not estimated to result in, a return of capital ("ROC"). Because a distribution may at times include a ROC, the distribution rate should not be confused with yield or performance. Please see the disclosures for additional information regarding distributions and the distribution rate.

All data is as of 3/31/24 and source is PIMCO unless otherwise indicated.

PORTFOLIO COMPOSITION



Portfolio structure is subject to change without notice and may not be representative of current or future allocations. Performance in securitized investment strategies can be impacted from the benefits of purchasing odd lot positions. The impact of these investments can be particularly meaningful when funds have limited AUM, and may not be a sustainable source of performance as the fund grows in size. Sources: Bloomberg; PIMCO.

All data is as of 3/31/24 unless otherwise indicated.

Investors should consider the investment objectives, risks, charges and expenses of the fund carefully before investing. This and other information are contained in the fund's prospectus, which may be obtained by contacting your investment professional or PIMCO representative or by visiting www.pimco.com. Please read the prospectus carefully before you invest or send money.

The fund is an unlisted closed-end "interval fund." Limited liquidity is provided to shareholders only through the fund's quarterly offers to repurchase between 5% to 25% of its outstanding shares at net asset value (subject to applicable law and approval of the Board of Trustees, the Fund currently expects to offer to repurchase 5% of outstanding shares per quarter). Although interval funds provide limited liquidity to investors by offering to repurchase a limited amount of shares on a periodic basis, investors should consider shares of the Fund to be an illiquid investment.

Past performance is not a guarantee or a reliable indicator of future results. The performance figures presented reflect changes in share price and reinvestment of dividend and capital gain distributions. Institutional Class Common Shares do not have a sales charge.

Investments made by the Fund and the results achieved by the Fund are not expected to be the same as those made by any other PIMCO-advised Fund, including those with a similar name, investment objective or policies. A new or smaller Fund's performance may not represent how the Fund is expected to or may perform in the long-term. New Funds have limited operating histories for investors to evaluate and new and smaller Funds may not attract sufficient assets to achieve investment and trading efficiencies.

It is important to note that differences exist between the Fund's daily internal accounting records, the fund's financial statements prepared in accordance with U.S. GAAP, and reporting practices under income tax regulations. It is possible that the Fund may not issue a Section 19 Notice in situations where the Fund's financial statements prepared later and in accordance with U.S. GAAP or the final tax character of those distributions might later report that the sources of those distributions included capital gains and/or a return of capital. Please see the fund's most recent shareholder report for more details.

The Fund's distribution rate may be affected by numerous factors, including, but not limited to, changes in realized and projected market returns, Fund performance, and other factors. There can be no assurance that a change in market conditions or other factors will not result in a change in the Fund distribution rate at a future time. Distribution rates are not performance. The distribution rate is calculated by annualizing the most recent distribution per share (with such annualizing based on dividing the number of calendar days during the year by the number of calendar days over which the most recent distribution accumulated) and dividing it by the NAV as of the reported date. Distributions may be comprised of ordinary income, net capital gains, and/or a return of capital (ROC) of your investment in the fund. Because a distribution may include a ROC, the distribution rate should not be confused with yield or performance. Please refer to the most recent Section 19 Notice, if applicable, for additional information regarding the estimated composition of distributions. Final determination of a distribution's tax character will be sent to shareholders when such information is available.

There is no assurance that any fund, including any fund that has experienced high or unusual performance for one or more periods, will experience similar levels of performance in the future. High performance is defined as a significant increase in either 1) a fund's total return in excess of that of the fund's benchmark between reporting periods or 2) a fund's total return in excess of the fund's historical returns between reporting periods. Unusual performance is defined as a significant change in a fund's performance as compared to one or more previous reporting periods.

A word about risk: Investing in the **bond market** is subject to risks, including market, interest rate, issuer, credit, inflation risk, and liquidity risk. The value of most bonds and bond strategies are impacted by changes in interest rates. Bonds and bond strategies with longer durations tend to be more sensitive and volatile than those with shorter durations; bond prices generally fall as interest rates rise, and low interest rate environments increase this risk. Reductions in bond counterparty capacity may contribute to decreased market liquidity and increased price volatility. Bond investments may be worth more or less than the original cost when redeemed. Investing in **foreign denominated and/or domiciled securities** may involve heightened risk due to currency fluctuations, and economic and political risks, which may be enhanced in **emerging markets**. **Mortgage-related assets and other asset-backed instruments** may be sensitive to changes in interest rates, subject to early repayment risk, and their value may fluctuate in response to the market's perception of issuer creditworthiness; while generally supported by some form of government or private guarantee, there is no assurance that private guarantors will meet their obligations. **High yield, lower-rated, securities** involve greater risk than higher-rated securities; portfolios that invest in them may be subject to greater levels of credit and liquidity risk than portfolios that do not. **Equities** may decline in value due to both real and perceived general market, economic, and industry conditions. **Bank loans** are often less liquid than other types of debt instruments and general market and financial conditions may affect the prepayment of bank loans, as such the prepayments cannot be predicted with accuracy. There is no assurance that the liquidation of any collateral from a secured bank loan would satisfy the borrower's obligation, or that such collateral could be liquidated.

Investments in **distressed loans and bankrupt companies** are speculative and the repayment of default obligations contains significant uncertainties. The value of **real estate** and portfolios that invest in real estate may fluctuate due to: losses from casualty or condemnation, changes in local and general economic conditions, supply and demand, interest rates, property tax rates, regulatory limitations on rents, zoning laws, and operating expenses. **Structured products** such as collateralized debt obligations are also highly complex instruments, typically involving a high degree of risk; use of these instruments may involve derivative instruments that could lose more than the principal amount invested. **Derivatives** may involve certain costs and risks such as liquidity, interest rate, market, credit, management and the risk that a position could not be closed when most advantageous. Investing in derivatives could lose more than the amount invested. Leveraging transactions, including borrowing, typically will cause a portfolio to be more volatile than if the portfolio had not been leveraged. Leveraging transactions typically involve expenses, which could exceed the rate of return on investments purchased by a fund with such leverage and reduce fund returns. The use of **leverage** may cause a portfolio to liquidate positions when it may not be advantageous to do so. Leveraging transactions may increase a fund's duration and sensitivity to interest rate movements.

An investment in an **interval fund** is not appropriate for all investors. Unlike typical closed-end funds an interval fund's shares are not typically listed on a stock exchange. Although interval funds provide limited liquidity to investors by offering to repurchase a limited amount of shares on a periodic basis, investors should consider shares of the Fund to be an illiquid investment. Investments in interval funds are therefore subject to **liquidity risk** as an investor may not be able to sell the shares at an advantageous time or price. There is also **no secondary market** for the Fund's shares and none is expected to develop. **There is no guarantee that an investor will be able to tender all or any of their requested Fund shares in a periodic repurchase offer.**

The correlation of various indexes or securities against one another or against inflation is based upon data over a certain time period. These correlations may vary substantially in the future or over different time periods that can result in greater volatility.

Yield to Worst (YTW) is the estimated lowest potential yield that can be received on a bond without the issuer actually defaulting. The YTW is calculated by making worst-case scenario assumptions by calculating the returns that would be received if provisions, including prepayment, call, or sinking fund, are used by the bond's issuer. PIMCO calculates a portfolio's Estimated YTW by averaging the YTW of each security held in the portfolio on a market-weighted basis. PIMCO pulls each security's YTW from PIMCO's Portfolio Analytics database. In general, the calculation will incorporate the yield based on the notional value of all derivative instruments held by a Fund. The measure does not reflect the deduction of fees and expenses and is not necessarily indicative of the portfolio's worst possible performance. A portfolio's actual yield or distribution rate may be significantly lower than its estimated YTW in practice. Estimated YTW is not a projection or prediction of the actual yield or return that a portfolio may achieve or any other future performance results. There can be no assurance that a portfolio will achieve any particular level of yield or return and actual results may vary significantly from estimated YTW.

There is no guarantee that these investment strategies will work under all market conditions or are appropriate for all investors and each investor should evaluate their ability to invest for a long-term especially during periods of downturn in the market. Investors should consult their investment professional prior to making an investment decision. An investment in the Fund is speculative involving a high degree of risk, including the risk of a substantial loss of investment.

PIMCO as a general matter provides services to qualified institutions, financial intermediaries and institutional investors. Individual investors should contact their own financial professional to determine the most appropriate investment options for their financial situation. This material contains the current opinions of the manager and such opinions are subject to change without notice. This material has been distributed for informational purposes only and should not be considered as investment advice or a recommendation of any particular security, strategy or investment product. Information contained herein has been obtained from sources believed to be reliable, but not guaranteed. No part of this material may be reproduced in any form, or referred to in any other publication, without express written permission. PIMCO is a trademark of Allianz Asset Management of America LLC in the United States and throughout the world. ©2024, PIMCO.

PIMCO Investments LLC, distributor, 1633 Broadway, New York, NY 10019, is a company of PIMCO.

CMR2024-0410-3504862